

PubMed

Abstract

Full text links

Evid Based Complement Alternat Med. 2012;2012:240314. doi: 10.1155/2012/240314. Epub 2012 Dec 10. PMID: 23320024



Effects of somathermal far-infrared ray on primary dysmenorrhea: a pilot study.

Ke YM¹, Ou MC, Ho CK, Lin YS, Liu HY, Chang WA.

Author information

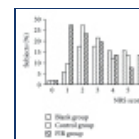
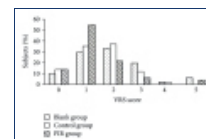
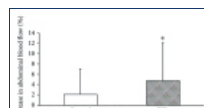
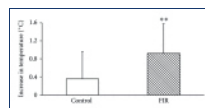
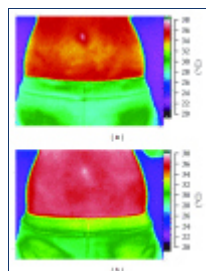

Abstract

The purpose of this study was to assess the beneficial effects of using a far-infrared (FIR) belt on the management of patients with primary dysmenorrhea. This is the first study to determine the efficacy of somathermal FIR using a parallel-arm randomized sham-controlled and double-blinded design with objective physical evidence and psychometric self-reports. Fifty-one Taiwanese women with primary dysmenorrhea were enrolled in the study. Results indicate that there was an increased abdominal temperature of 0.6°C and a 3.27% increase in abdominal blood flow in the FIR group (wearing FIR belt) compared to those in the control group (wearing sham belt). Verbal rating scale and numeric rating scale scores in the FIR group were both lower than those in the control group. Compared to the blank group (wearing no belt), the average dysmenorrhea pain duration of the FIR group was significantly reduced from 2.5 to 1.8 days, but there was no significant difference in the control group. These results demonstrate that the use of a belt made of far-infrared ceramic materials can reduce primary dysmenorrhea.

PMID: 23320024 [PubMed] PMCID: PMC3536333 [Free PMC Article](#)



Images from this publication. See all images (13) [Free text](#)



LinkOut - more resources

[PubMed Commons](#)

[PubMed Commons home](#)

0 comments

[How to join PubMed Commons](#)

